MN3209

256-STAGE LOW VOLTAGE OPERATION LOW NOISE BBD

■ General description

The MN3209 is a 256-stage low voltage operation (V_{DD} = 5V) low noise BBD that provides a signal delay of up to 12.8ms and is particularly suitable as a device for generation of chorus and vibrato effects of audio equipements in low voltage operation portable stereo, radio cassette recorder and electronic musical instruments, etc.

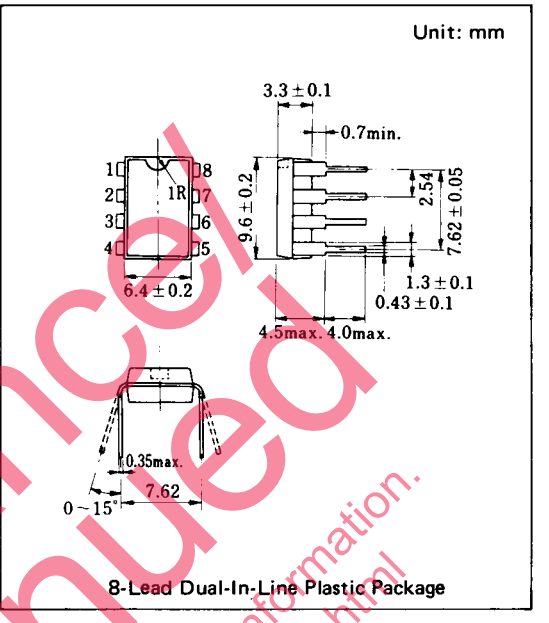

8-Lead Dual-In-Line Plastic Package

■ Features

- Variable delay of audio signal: 0.64 ~ 12.8ms.
- Wide supply voltage: 4 ~ 10V.
- No insertion loss: L_i = 0dB typ.
- Wide dynamic range: S/N = 80dB typ.
- Low distortion: THD = 0.4% typ. (V_i = 0.25Vrms).
- Clock frequency range: 10KHz ~ 100KHz.
- N-channel silicon gate process.
- 8-lead dual-in-line plastic package.

■ Applications

- Sound and echo effects of audio equipment such as radio cassette recorder, car radio, portable radio, portable stereo, echo microphone and pre-taped musical accompaniments, etc.
- Sound effect in electronic musical instruments.
- Variable or fixed delay of analog signals.

■ Block Diagram

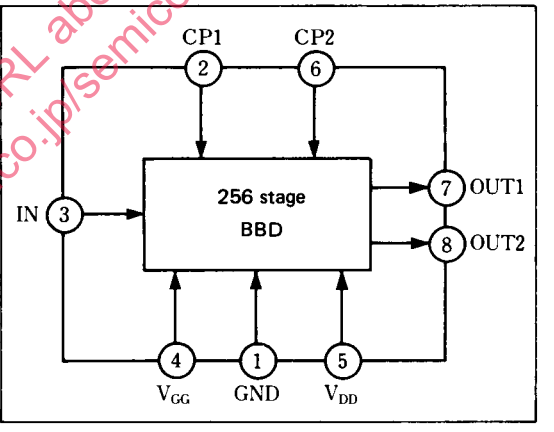

■ Quick Reference Data

Item	Symbol	Value	Unit
Supply Voltage	V_{DD}, V_{GG}	+ 5 , $\frac{14}{15}V_{DD}$	V
Signal Delay Time	t_D	0.64~12.8	ms
Total Harmonic Distortion	THD	0.4	%
Signal to Noise Ratio	S/N	80	dB

Absolute Maximum Ratings (Ta = 25°C)

Item	Symbol	Rating	Unit
Terminal Voltage	V_{DD}, V_{GG}, V_{CP}, V_I	−0.3~+11	V
Output Voltage	V_O	−0.3~+11	V
Operating Temperature	Topr	−20~+60	℃
Storage Temperature	Tstg	−55~+125	℃

Operating Condition (Ta = 25°C)

Item	Symbol	Condition	Min.	Typ.	Max.	Unit
Drain Supply Voltage	V_{DD}		+4	+5	+10	V
Gate Supply Voltage	V_{GG}			$\frac{14}{15}V_{DD}$		V
Clock Voltage "H" Level	V_{CPH}			V_{DD}		V
Clock Voltage "L" Level	V_{CPL}		0		+1	V
Clock Frequency	f_{CP}		10		200	kHz
Clock Pulse Width *1	t_{CPW}				0.5T *2	
Clock Rise Time *1	t_{CPr}				500	ns
Clock Fall Time *1	t_{CPf}				500	ns
Clock Input Capacitance	C_{CP}				200	pF
Clock Cross Point *1	V_X		0		$0.3V_{CPH}$	V

Electrical Characteristics (Ta = 25°C, V_{DD} = V_{CPH} = 5V, V_{CPL} = 0V, V_{GG} = 14/15 V, R_L = 100kΩ)

Item	Symbol	Condition	Min.	Typ.	Max.	Unit
Signal Delay Time	t_D		0.64		12.8	ms
Input Siganl Frequency	f_i	f_{cp} = 40kHz, Output −3dB down	12			kHz
Input Signal Swing	V_i	THD=2.5%	0.5			Vrms
Insertion Loss	L_i	f_{CP}=40kHz, f_i=1kHz	−4	0	4	dB
Total Harmonic Distortion	THD	f_{CP}=40kHz, f_i=1kHz, V_i=0.25Vrms		0.4	2.5	%
Noise Voltage	V_{no}	f_{cp} = 100kHz Weighted by "A" curve			0.12	mVrms
Signal to Noise Ratio	S/N			80		dB

*1 Clock Pulse Waveforms

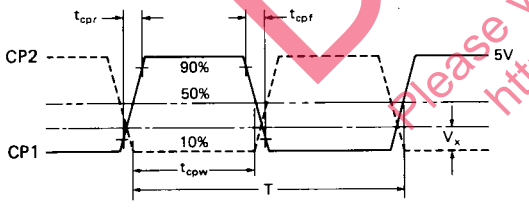

*2 T = 1/f_{CP} (Clock Period)

Terminal Assignments

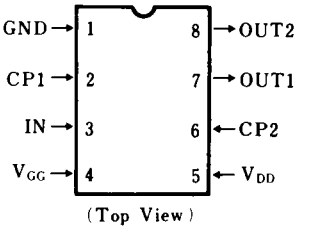

Circuit Diagram

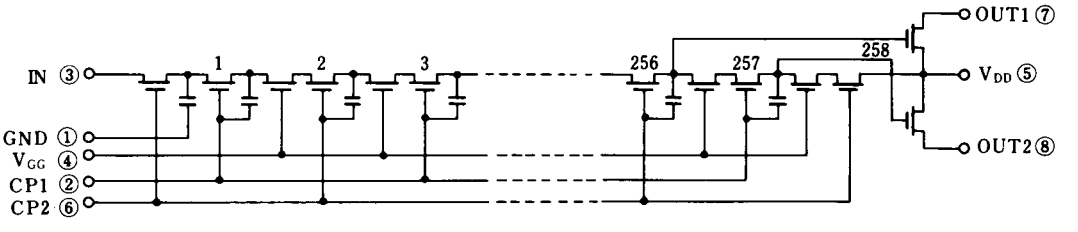

■ Typical Electrical Characteristic Curves

$V_O - V_I$

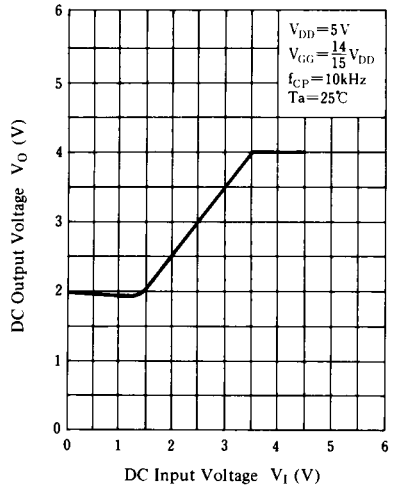

$V_o - V_i$

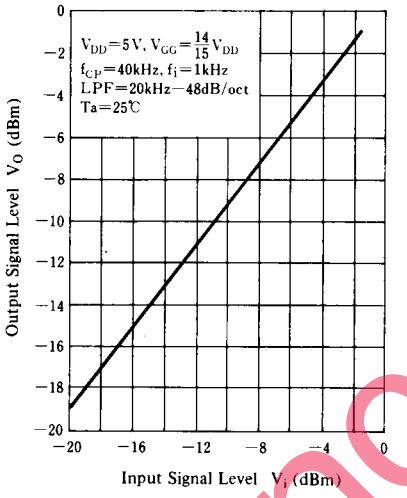

THD−V_i

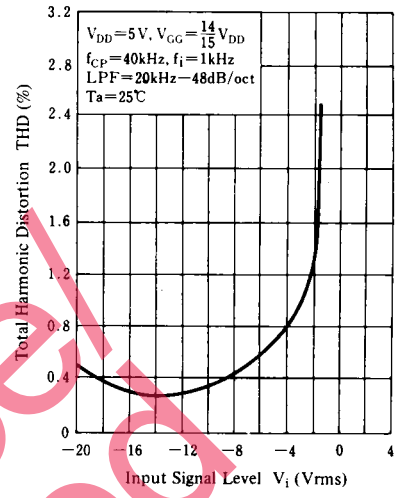

$V_{no} - f_{CP}$

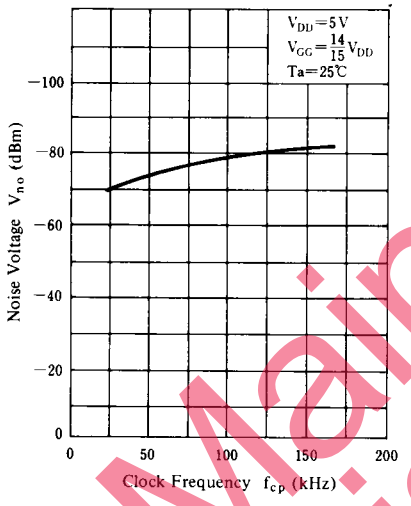

$G_i - f_i$

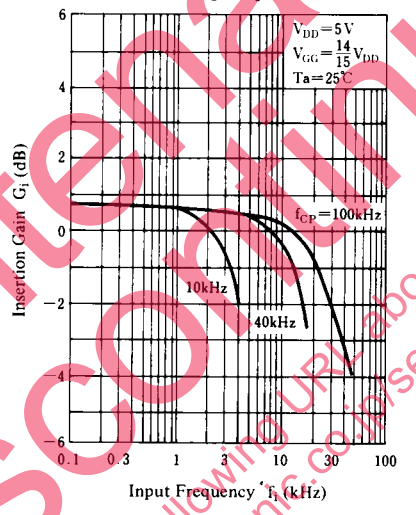

$G_i - V_i$

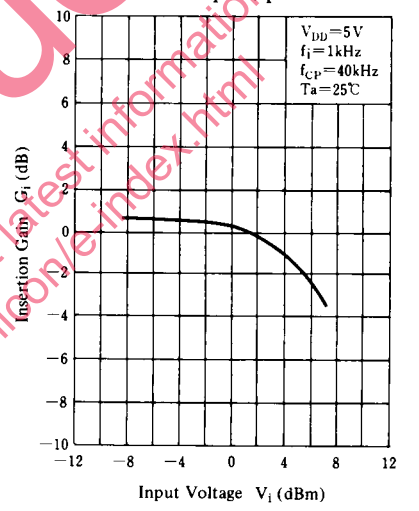

$G_i - f_{CP}$

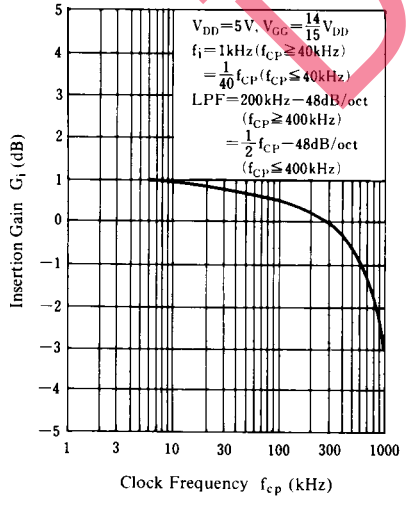

THD−V_{Bias}

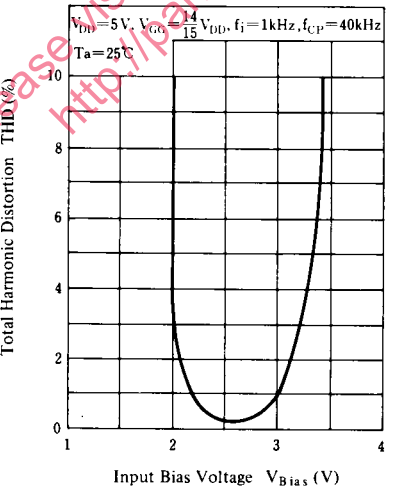

G_i−Ta

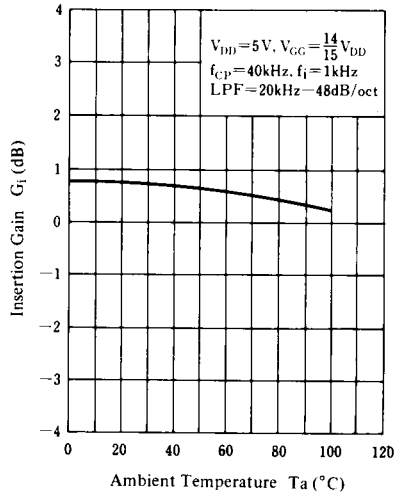

$V_{i(max.)}$ — Ta

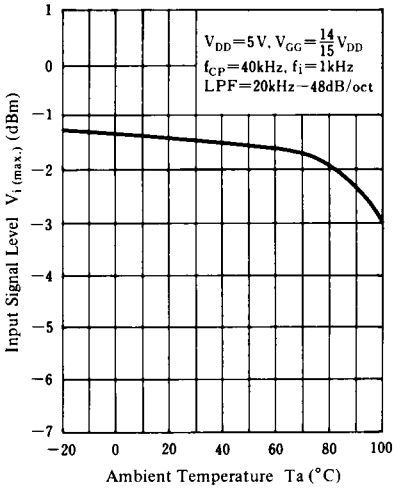

f_i — Ta

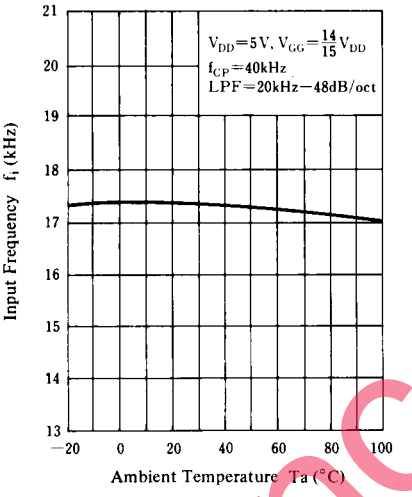

THD — Ta

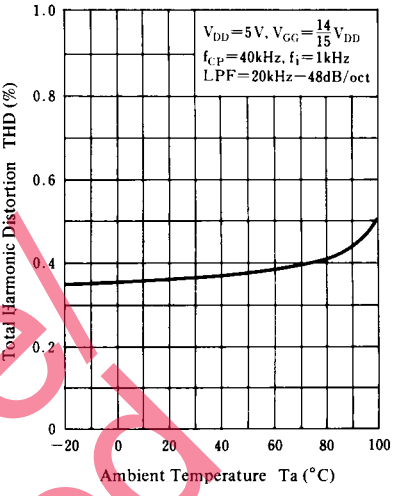

Supply Voltage Characteristics

V_{Bias} — V_{DD}

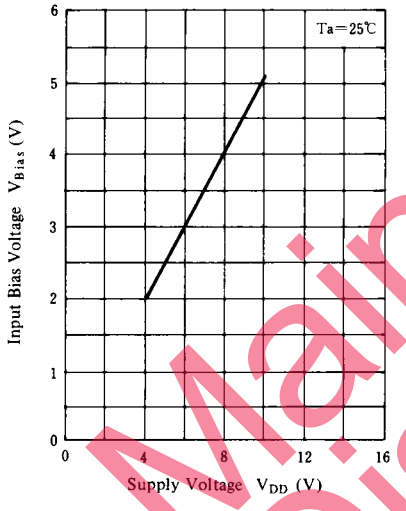

THD — V_{DD}

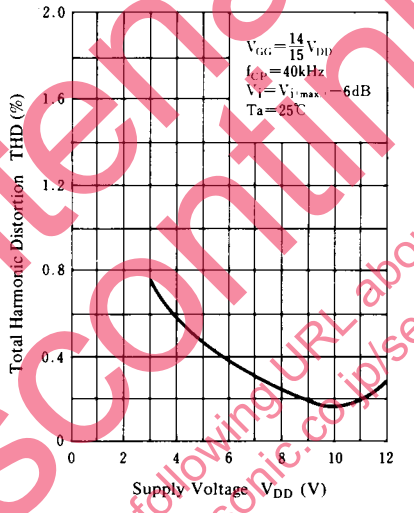

f_i — V_{DD}

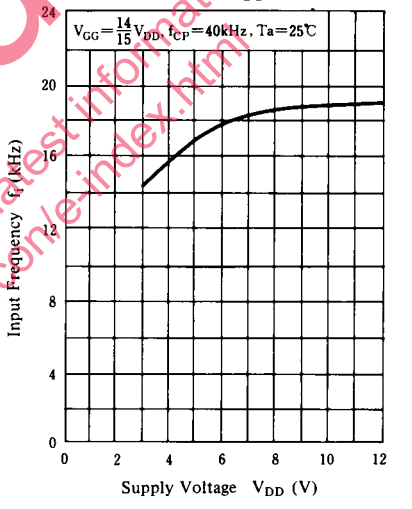

$V_{i(max.)}$ — V_{DD}

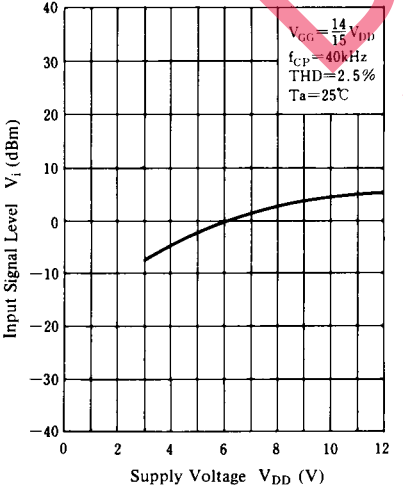

G_i — V_{DD}

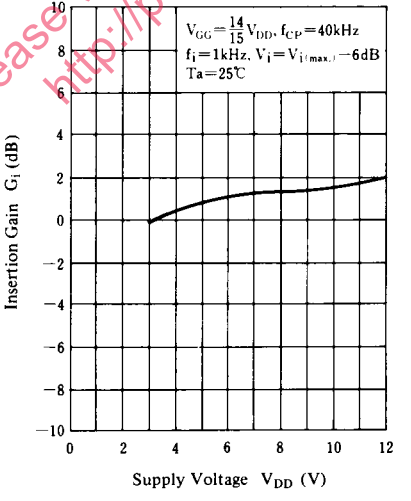

S/N — V_{DD}

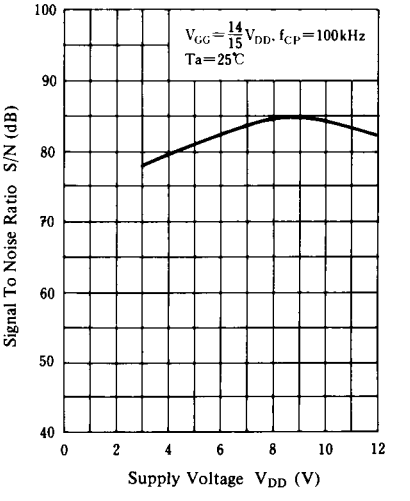

■ Application Circuit

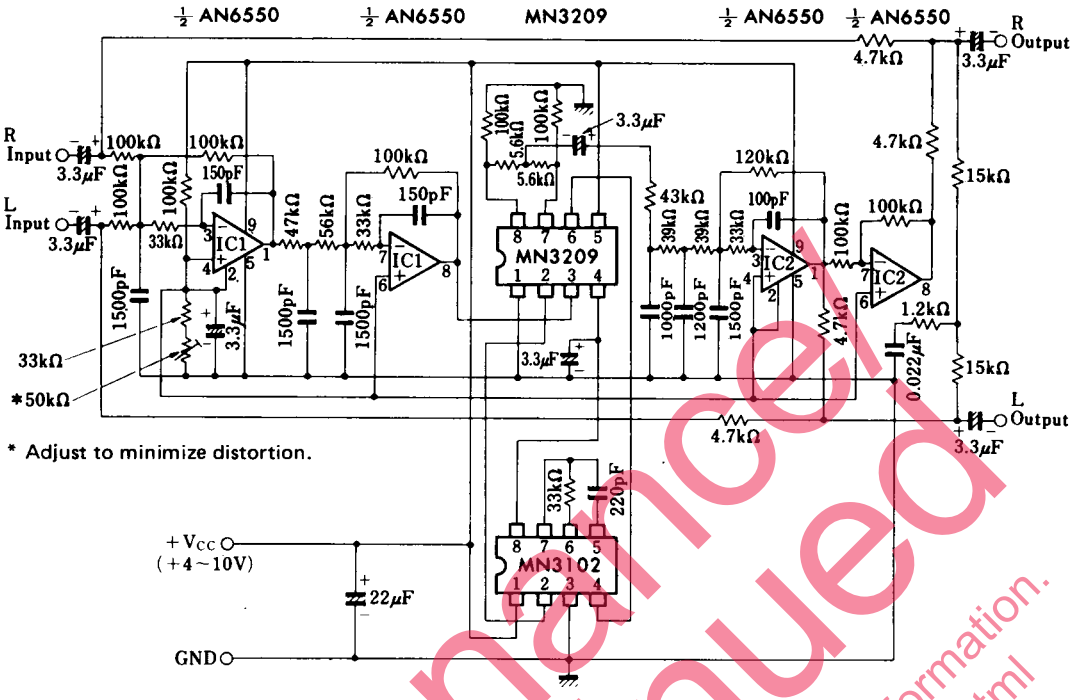

* Adjust to minimize distortion.

Vibrato and/or Chorus Effect Generation Circuit

Request for your special attention and precautions in using the technical information and semiconductors described in this book

(1) If any of the products or technical information described in this book is to be exported or provided to non-residents, the laws and regulations of the exporting country, especially, those with regard to security export control, must be observed.

(2) The technical information described in this book is intended only to show the main characteristics and application circuit examples of the products, and no license is granted under any intellectual property right or other right owned by our company or any other company. Therefore, no responsibility is assumed by our company as to the infringement upon any such right owned by any other company which may arise as a result of the use of technical information described in this book.

(3) The products described in this book are intended to be used for standard applications or general electronic equipment (such as office equipment, communications equipment, measuring instruments and household appliances).
Consult our sales staff in advance for information on the following applications:
- Special applications (such as for airplanes, aerospace, automobiles, traffic control equipment, combustion equipment, life support systems and safety devices) in which exceptional quality and reliability are required, or if the failure or malfunction of the products may directly jeopardize life or harm the human body.
- Any applications other than the standard applications intended.

(4) The products and product specifications described in this book are subject to change without notice for modification and/or improvement. At the final stage of your design, purchasing, or use of the products, therefore, ask for the most up-to-date Product Standards in advance to make sure that the latest specifications satisfy your requirements.

(5) When designing your equipment, comply with the range of absolute maximum rating and the guaranteed operating conditions (operating power supply voltage and operating environment etc.). Especially, please be careful not to exceed the range of absolute maximum rating on the transient state, such as power-on, power-off and mode-switching. Otherwise, we will not be liable for any defect which may arise later in your equipment.
Even when the products are used within the guaranteed values, take into the consideration of incidence of break down and failure mode, possible to occur to semiconductor products. Measures on the systems such as redundant design, arresting the spread of fire or preventing glitch are recommended in order to prevent physical injury, fire, social damages, for example, by using the products.

(6) Comply with the instructions for use in order to prevent breakdown and characteristics change due to external factors (ESD, EOS, thermal stress and mechanical stress) at the time of handling, mounting or at customer's process. When using products for which damp-proof packing is required, satisfy the conditions, such as shelf life and the elapsed time since first opening the packages.